



# WASHROOM SYSTEMS

Accessories, Grab Rails & Taps  
Product Guide 2013

## WASHROOM ACCESSORIES

The use of Stainless Steel as the material of first choice for products in public and semi-public washrooms has become today's standard for good reasons. This material is robust and, easy to maintain, and therefore is very durable which makes the products economical over the lifetime of the building. Sanitary fixtures that inhibit vandalism and are easy to clean help building operators to keep service and maintenance costs to a minimum.

Practical experience shows that using high-quality materials reduces the staining of products that helps to maintain the appearance of heavily used washrooms. Wash stations and accessories take on a hygienic atmosphere. Thanks to its durable and hygienic characteristics, Stainless Steel provides clean and safe products for public washrooms.

## INDEX

<b>Washroom Accessories</b> .....	<b>01 - 20</b>
Hands Free.....	02 - 03
Stratos .....	04 - 08
Rodan .....	09 - 12
Chronos .....	13 - 16
<b>Grab Rails</b> .....	<b>17 - 20</b>
<b>Mirrors &amp; Fold Down Seats</b> .....	<b>21</b>
<b>Bathroom Accessories</b> .....	<b>22 - 23</b>
<b>Self-Closing Taps</b> .....	<b>24 - 26</b>


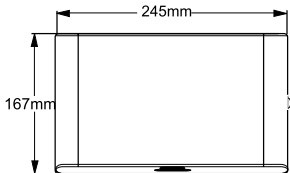


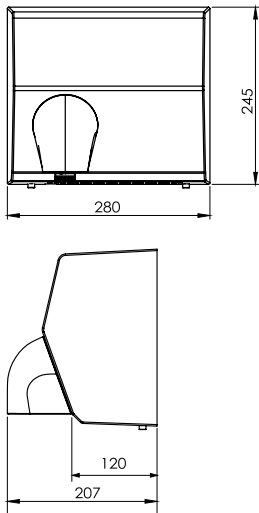


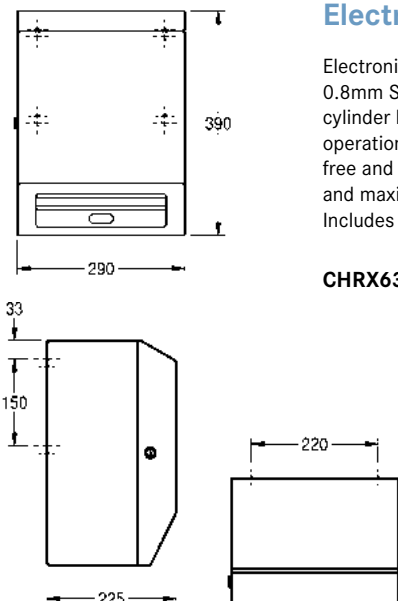

\* NOTE: All dimensions are shown in mm.




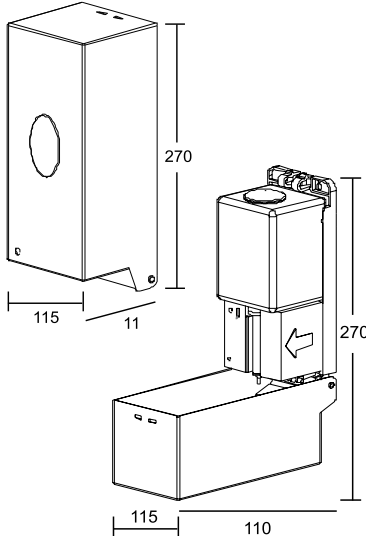


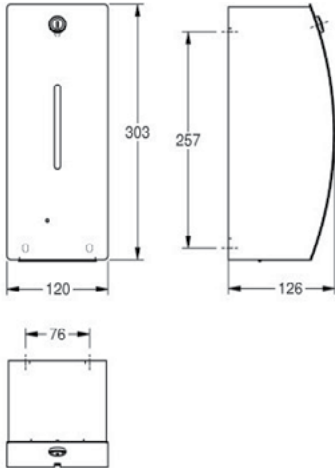


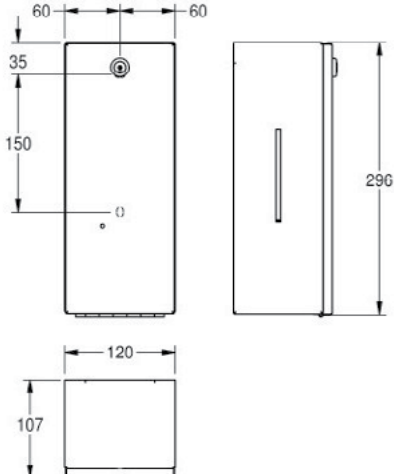

Franke always strive to find the ultimate hygiene solutions without compromising quality and durability. The hands free accessories range offer a hygienic solution for usage in heavily frequented washrooms, wards and rest rooms. The range includes a sensor operated: soap dispenser, paper towel dispenser and hand dryers.

## Features

- Optimum Sanitary Hygiene
- Hygienic Grade 304 Stainless Steel
- Resource Efficient
- Vandalism Protection
- Infra-Red Sensor Operated

IMAGE	TYPE / MODEL	DIMENSIONS (L X D X H)	PRODUCT CODE
 	<b>Warm Air Hand Dryer Jetstream Airtronic</b>  Sensor operated hand dryer for wall mounting manufactured from Grade 304 1,2mm Stainless Steel, brushed finish. <ul style="list-style-type: none"> <li>- Automatic cut-off</li> <li>- Warm air output of 90m/s at 55°C</li> <li>- Adjustable sensitivity from 50 to 250mm</li> <li>- Vandal resistant lock, screws and key wrench</li> </ul> Connection voltage: 230 V, 50Hz Total Power: 1000 kW Motor: 500W motor with 29000 RPM		
	<b>JETSTREAM AIRTRONIC</b>	245 x 140 x 167	359989
 	<b>Hand Dryer HF2400HD</b>  Sensor operated hand dryer for wall mounting, manufactured from (18/10) 1.2mm Stainless Steel, satin finish. <ul style="list-style-type: none"> <li>- Automatic cut-off</li> <li>- Warm air output of 28m/s at 65°C</li> <li>- Adjustable sensitivity from 100 to 300mm</li> <li>- Vandal resistant lock, screws and key wrench</li> </ul> <b>Electrical specification:</b> Connection voltage: 230 V, 50Hz Watts: 2.2/2.4 kW Motor : 200W Motor with 5500 RPM		
	<b>HF2400HD</b>	280 x 207 x 245	359961
 	<b>Electric Paper Towel Dispenser CHR630</b>  Electronic paper towel dispenser for wall mounting, manufactured from 0.8mm Stainless Steel, surface satin finished. Deep drawn cover with cylinder lock and standard Franke key; infrared sensor activity for non-touch operation; integrated tear-off edge; four standard D 1.5 V batteries; maintenance free and easy paper roll change mechanism; for rolls with maximum width 210mm and maximum diameter 220mm; paper length adjustable to 200, 250 and 300mm. Includes Stainless Steel screws and dowels.		
	<b>CHR630</b>	290 x 225 x 390	359702

# Hands Free

IMAGE	TYPE / MODEL	DIMENSIONS (L X D X H)	PRODUCT CODE
 	<b>Soap Dispenser HF950SD</b> Sensor operated soap dispenser for wall mounting, manufactured from (18/10) 1.0mm Stainless Steel, satin finish. <ul style="list-style-type: none"> <li>- Dispenses one drop of soap on demand</li> <li>- Capacity of 1 litre</li> <li>- Soap level sight glass</li> <li>- Battery operated with low power indicator</li> </ul>		
	<b>HF950SD</b>	115 x 110 x 270	359966
 	<b>Soap Dispenser - Electronic Sensor STRX625</b> Touch free soap dispenser for wall mounting, manufactured from 1.5mm Stainless Steel, satin finished. Curved front cover, cylinder lock with Franke standard key and inspection window on front. Infrared sensor activity for non-touch operation. <ul style="list-style-type: none"> <li>- InoxPlus surface refinement for the reduction of finger marks and better cleaning characteristics</li> <li>- LED-light shows battery status</li> <li>- Integrated refillable 0.8 litre soap tank suitable for liquid soaps and lotions</li> <li>- Mounting height &gt;300 mm above wash basin or table top</li> <li>- betw. 0.6 and 1.1 ml dispensed</li> </ul> Filling quantity: 800 ml Type of Batteries: AA Mignon battery 1.5 V No. of Batteries: 6		<b>NEW</b>
	<b>STRX625</b>	120 x 126 x 303	359714
 	<b>Soap Dispenser - Electronic Sensor RODX625</b> Touch free soap dispenser for wall mounting, manufactured from 0.8 mm Stainless Steel, satin finished. Folded front cover, cylinder lock with Franke standard key and inspection window on front. Infrared sensor activity for non-touch operation. <ul style="list-style-type: none"> <li>- LED-light shows battery status</li> <li>- Integrated refillable 0.8 litre soap tank suitable for liquid soaps and lotions</li> <li>- Mounting height &gt;300 mm above wash basin or table top</li> <li>- Betw. 0.6 and 1.1 ml is dispensed</li> </ul> Filling quantity: 800 ml Type of Batteries: AA Mignon battery 1.5 V No. of Batteries: 6		<b>NEW</b>
	<b>RODX625</b>	120 x 107 x 296	359994



## Stratos - Smart Hygiene Solutions

The Stratos Designer Range has a unique arched design which compliments any washroom, giving the space a coordinated and elegant appearance.

### Features

- Designed for heavy duty applications
- Manufactured from Grade 18/10 Stainless Steel
- Hygienic & vandal resistant
- Easy to clean - the STRATOS range of accessories is surface treated with InoxPlus Technology - which visibly reduces fingerprints



### What is InoxPlus Technology:

Franke has created the first stainless-steel surface treatment to use nanotechnology to provide a guaranteed long-lasting, clean finish and appearance.

### Properties:

- reduced visibility of fingerprints
- easy to clean
- temperature-resistant 25°C to +80°C
- strong adhesion to the surface
- high abrasion resistance
- resistant against most cleaners
- resistant against acids and alkaline fluids used in household cleaners



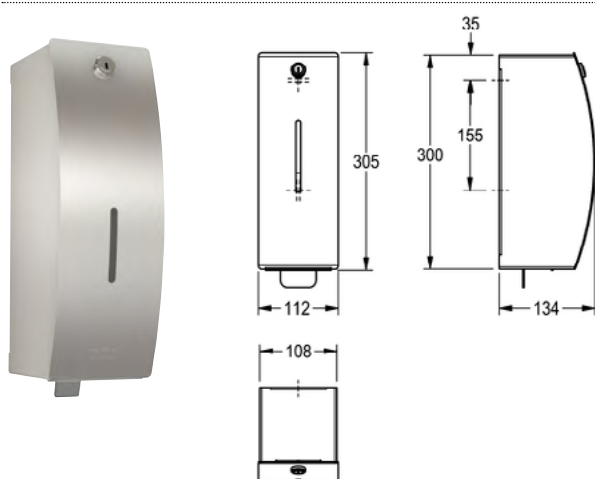


IMAGE	TYPE / MODEL	DIMENSIONS (L X D X H)	PRODUCT CODE
-------	--------------	------------------------	--------------

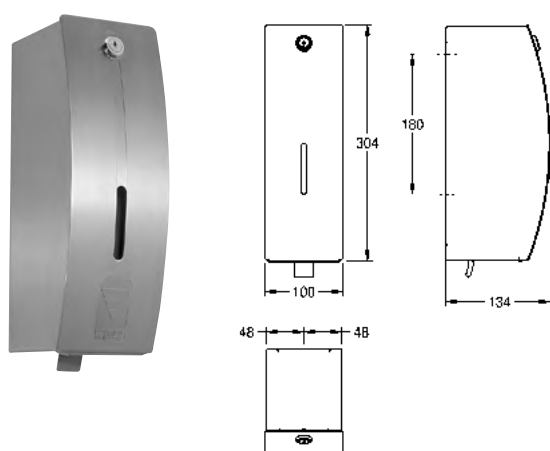


## Foam Dispenser STRX616

**NEW**

Foam soap dispenser for wall mounting, manufactured from 1.5 mm Stainless Steel, surface satin finished with surface treatment - InoxPlus (anti fingerprint). The foam dispenser suitable for foam soap. Type of soap container: single-use bag. Cylinder lock with Franke standard key, includes mounting kit.

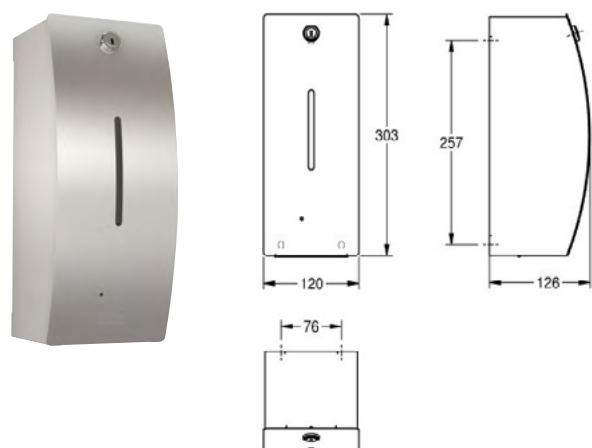
<b>STRX616</b>	100 x 134 x 304	359725
----------------	-----------------	--------



## Soap Dispenser STRX618

Surface mounted soap dispenser, manufactured from 18/10 1,2/1,5mm Stainless Steel, satin finished with surface treatment - InoxPlus (anti fingerprint). The soap dispenser incorporates a replaceable and refillable 1 litre container which is suitable for liquid and antiseptic soaps and lotions. Cylinder lock with Franke standard key, includes mounting kit.

<b>STRX618</b>	100 x 134 x 304	359705
----------------	-----------------	--------



## Soap Dispenser Electronic Sensor STRX625

**NEW**

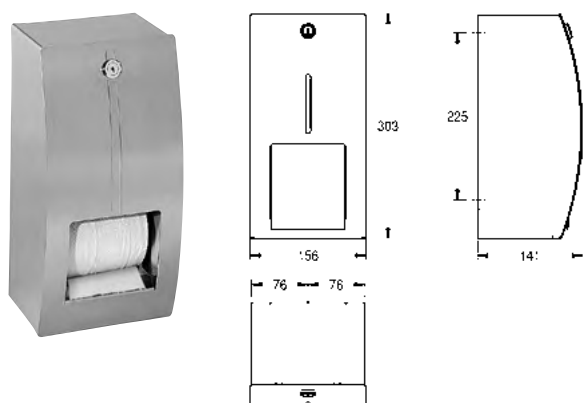


Touch free soap dispenser for wall mounting, manufactured from 1.5mm Stainless Steel, satin finished with InoxPlus surface treatment. Curved front cover, cylinder lock with Franke standard key and inspection window on front. Infrared sensor activity for non-touch operation.

- InoxPlus surface refinement for the reduction of finger marks and better cleaning characteristics
- LED-light shows battery status
- Integrated refillable 0.8 litre soap tank suitable for liquid soaps and lotions
- Mounting height >300 mm above wash basin or table top
- betw. 0.6 and 1.1 ml dispensed.

Filling quantity:	800 ml
Type of Batteries:	AA Mignon battery 1.5 V
No. of Batteries:	6

<b>STRX625</b>	120 x 126 x 303	359714
----------------	-----------------	--------



## Double Toilet Roll Holder STRX672

**\*Non-stock item with 8 week lead time\***

Toilet roll holder with spindle system for wall mounting, manufactured from 18/10 1,2/1,5mm Stainless Steel, satin finished with surface treatment - InoxPlus (anti fingerprint). Cylinder lock with Franke standard key; for 2 rolls maximum 108 mm diameter, the reserve roll is not visible dropping automatically into the dispensing position after finishing of the first roll, includes mounting kit.

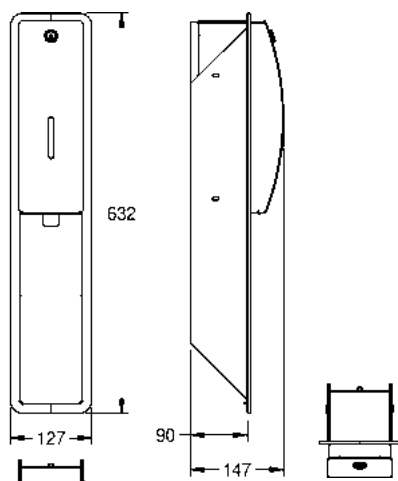
<b>STRX672</b>	156 x 141 x 303	359716
----------------	-----------------	--------

IMAGE	TYPE / MODEL	DIMENSIONS (L X D X H)	PRODUCT CODE
	<b>Paper Towel Dispenser STRX600</b>  Surface mounted paper towel dispenser, manufactured from 18/10 1,2/1,5mm Stainless Steel; satin finished with surface treatment - InoxPlus (anti fingerprint). Cylinder lock with Franke standard key. The paper towel dispenser has a capacity of 300 - 400 towels depending on the type and folding  Suitable paper towel sizes (mm): Min 240 x 85 Max 250 x 105 Ideal 250 x 95		<b>STRX600</b> 300 x 134 x 305 359700
	<b>Sanitary Towel Disposal Bin STRX611</b>  Surface mounted sanitary towel disposal bin, manufactured from 18/10 1,2/1,5mm Stainless Steel, satin finished with surface treatment - InoxPlus (anti fingerprint). The disposal bin incorporates a plastic container with a 3,8 litre capacity for the disposal of sanitary towels and minor waste and has a Stainless Steel continuous piano hinge, includes mounting kit.		<b>STRX611</b> 205 x 134 x 305 359740
	<b>Paper Towel and Soap Dispenser Combination STRX601</b>  <b>*Non-stock item with 8 week lead time*</b> Surface mounted paper towel and soap dispenser combination; manufactured from 18/10 1,2/1,5mm Stainless Steel, satin finished with surface treatment - InoxPlus (anti fingerprint). The paper towel dispenser has a capacity of 300 - 400 towels depending on the type and folding; soap dispenser incorporates a replaceable 1 litre container; cylinder lock with Franke standard key, includes mounting kit.		<b>STRX601</b> 396 x 134 x 305 359770
	<b>Waste Bin STRX605</b>  Surface mounted waste bin; manufactured from 18/10 1,2/1,5mm Stainless Steel, satin finished with surface treatment - InoxPlus (anti fingerprint), with Franke cylinder lock and Franke standard key. The container has an approximately 34 litre capacity. Includes mounting kit.		<b>STRX605</b> 300 x 270 x 520 359730

## Stratos Recessed

IMAGE	TYPE / MODEL	DIMENSIONS (L X D X H)	PRODUCT CODE
-------	--------------	------------------------	--------------

STRATOS  
RECESSED



### Recessed Soap Dispenser STRX618E

**\*Non-stock item with 8 week lead time\***

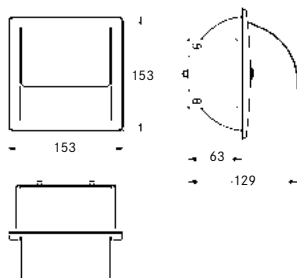
Soap dispenser for recessed mounting, manufactured from 18/10 1,2/1,5 mm Stainless Steel, satin finished with surface treatment - InoxPlus (anti fingerprint), Cylinder lock with Franke standard key. The soap dispenser incorporates a replacable 1 litre -container which is suitable for liquid and antiseptic soaps and lotions, includes mounting kit.

Recessed 90mm into wall

**STRX618E**

127 x 147 x 632

359706



### Recessed Single Toilet Roll Holder with Spindle STRX673E

**\*Non-stock item with 8 week lead time\***

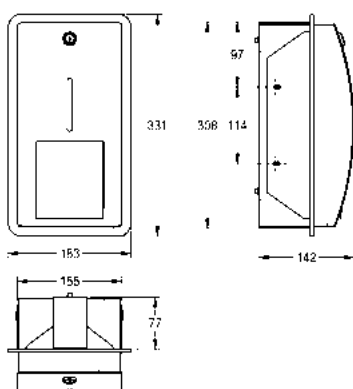
Toilet roll holder for recessed mounting, manufactured from 18/10 1,2/1,5mm Stainless Steel; satin finished with surface treatment - InoxPlus (anti fingerprint). For 1 roll with maximum diameter of 110mm, includes mounting kit.

Recessed 90mm into wall.

**STRX673E**

153 x 153 x 65

359719



### Recessed Double Toilet Roll Holder with Spindle STRX672E

**\*Non-stock item with 8 week lead time\***

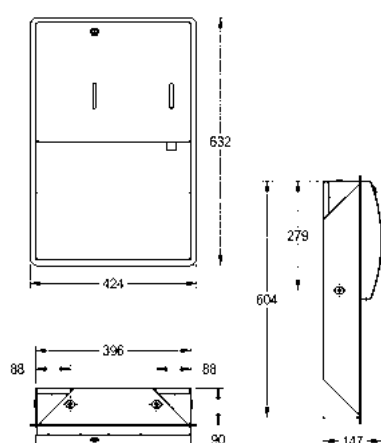
Toilet roll holder with spindle system for recessed mounting. Manufactured from 18/10 Stainless Steel; satin finished with surface treatment - InoxPlus (anti fingerprint). Thickness 1,2/1,5mm. Cylinder lock with Franke standard key; for rolls maximum 108mm diameter, the reserve roll is not visible dropping automatically into the dispensing position after finishing of the first roll; includes mounting kit.

Recessed 90mm into wall.

**STRX672E**

183 x 142 x 331

359721



### Recessed Combination Paper Towel and Soap STRX601E

**\*Non-stock item with 8 week lead time\***

Paper towel and soap dispenser combination for recessed mounting, manufactured from 18/10 1,2/1,5mm Stainless Steel, satin finished with surface treatment - InoxPlus (anti fingerprint). Cylinder lock with Franke standard key, soap dispenser with 1 litre - container. The paper towel dispenser has a capacity of 300 - 400 towels depending on the type and folding, includes mounting kit.


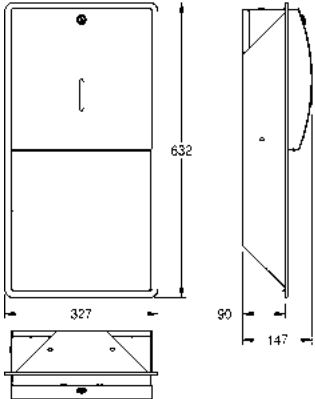

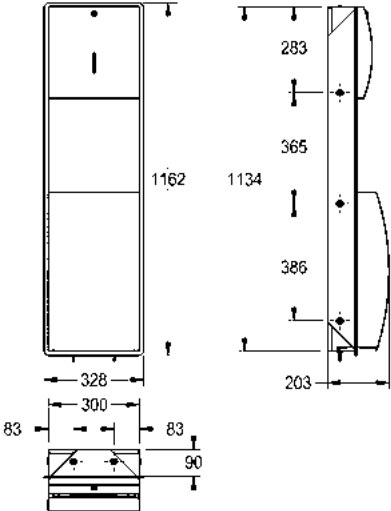

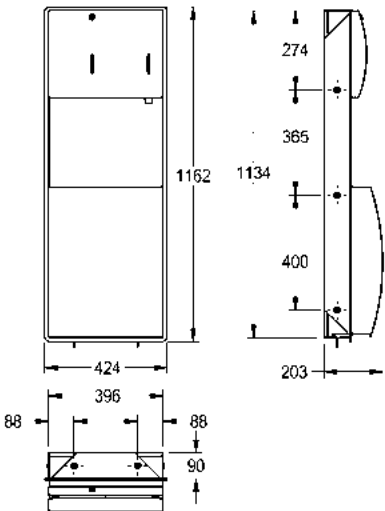

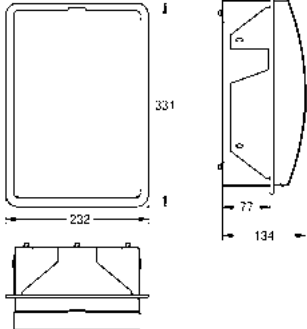
Recessed 90mm into wall.

**STRX601E**

424 x 147 x 632

359771



IMAGE	TYPE / MODEL	DIMENSIONS (L X D X H)	PRODUCT CODE
 	<b>Recessed Paper Towel Dispenser STRX600E</b>  <b>*Non-stock item with 8 week lead time*</b> Recessed paper towel dispenser, manufactured from 18/10 1,2/1,5mm Stainless Steel, surface satin finished with surface treatment - InoxPlus (anti fingerprint). Cylinder lock with Franke standard key; the paper towel dispenser has a capacity of 300 - 400 towels depending on the type and folding; includes mounting kit.  Recessed 90mm into wall.  <b>STRX600E</b>	327 x 147 x 632	359701
 	<b>Recessed Paper Towel Dispenser and Waste Bin Combination STRX602E</b>  <b>*Non-stock item with 8 week lead time*</b> Recessed paper towel dispenser and waste bin combination, manufactured from 18/10 1,2/1,5mm Stainless Steel, satin finished with surface treatment - InoxPlus (anti fingerprint), both parts with cylinder lock and Franke standard key; capacity of 300 - 400 towels depending on the type and folding; the container has a capacity of approximately 22 litres, includes mounting kit.  Recessed 90mm into wall.  <b>STRX602E</b>	328 x 203 x 1162	359772
 	<b>Recessed Combination Paper Towel and Soap Dispenser with Waste Bin STRX617E</b>  <b>*Non-stock item with 8 week lead time*</b> Recessed paper towel, soap dispenser and waste bin combination, manufactured from 18/10 1,2/1,5mm Stainless Steel, satin finished with surface treatment - InoxPlus (anti fingerprint). Both parts with cylinder lock with Franke standard key; soap dispenser with 1 litre - container; the paper towel dispenser has a capacity of 300 - 400 towels depending on the type and folding; capacity of the waste bin approximately 29 litres; includes mounting kit.  Recessed 90mm into wall.  Suitable paper towel sizes: Min: 240 x 85; Max: 250 x 105; Ideal: 250 x 95  <b>STRX617E</b>	424 x 203 x 1162	359773
 	<b>Recessed Sanitary Towel Disposal Bin STRX611E</b>  <b>*Non-stock item with 8 week lead time*</b> Recessed sanitary towel disposal bin, manufactured from 18/10 1,2/1,5mm Stainless Steel, satin finished with surface treatment - InoxPlus (anti fingerprint). The disposal bin incorporates a plastic container with a 3,8 litre capacity and is for the disposal of sanitary towels and minor waste and has a Stainless Steel continuous piano hinge; includes mounting kit.  Recessed 90mm into wall.  <b>STRX611E</b>	232 x 134 x 331	359741

## Rodan - Timeless Washroom Design

The timeless design of Rodan Stainless Steel fixtures with their angular side-profiles lends itself to the contemporary decor of heavily frequented washrooms and restrooms. These accessories open to planners and operators the possibility of economical and aesthetically pleasing customised washroom design.

### Features

- Manufactured from Grade 304 Stainless Steel
- Mounting Kit included
- Wall and recessed mounted models available
- 0.8 mm Material thickness

RODAN




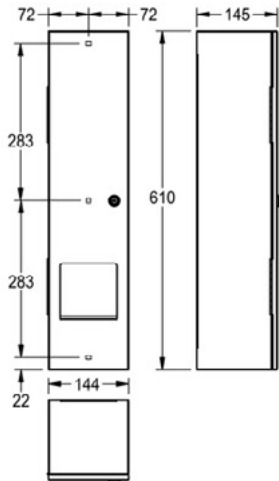
IMAGE	TYPE / MODEL	DIMENSIONS (L X D X H)	PRODUCT CODE
 	<b>Soap Dispenser RODX619</b> Soap dispenser for wall mounting, manufactured from 0.8 mm Stainless Steel, surface satin finished, folded front cover, cylinder lock with Franke standard key, suitable for liquid soaps and lotions, 1 litre soap tank, push button on front, includes Stainless Steel screws and dowels.	RODX619                      200 x 85 x 140	359981
 	<b>Foam Dispenser RODX616</b> Foam soap dispenser for wall mounting, manufactured from 0,8 mm Stainless Steel, surface satin finished. Cylinder lock with Franke standard key, inspection windows on sides, suitable for foam soap. Includes Stainless steel pull lever and mounting kit. - Filling quantity: 650 ml	RODX616                      116 x 135 x 326	NEW 359992
 	<b>Soap Dispenser-Electronic Sensor RODX625</b> Touch free soap dispenser for wall mounting, manufactured from 0.8 mm Stainless Steel, satin finished. Folded front cover, cylinder lock with Franke standard key and inspection window on front. Infrared sensor activity for non-touch operation. - LED-light shows battery status - Integrated refillable 0.8 litre soap tank suitable for liquid soaps and lotions - Mounting height >300 mm above wash basin or table top - Betw. 0.6 and 1.1 ml is dispensed	Filling quantity: 800 ml Type of Batteries: AA Mignon battery 1.5 V No. of Batteries: 6 RODX625                      120 x 107 x 296	NEW  359994
 	<b>Hygiene Bag Dispenser RODX191</b> Hygiene bag dispenser for wall mounting, manufactured from 0.8 mm Stainless Steel, surface satin finished, edges not welded, inboard lug to hold package, withdrawal from front, incl. premounted double side self-adhesive tape and stainless steel screws and dowels, includes cleaning rag to clean bonding surface. - Filling quantity: 30 pieces	RODX191                      91 x 21 x 150	NEW 359993
 	<b>Paper Towel Dispenser RODX600</b> Paper towel dispenser for wall mounting, 0.8 mm Stainless Steel, surface satin finished, folded front cover, cylinder lock with Franke standard key, inspection windows on sides, loading capacity 500 - 800 pcs. of paper depending on convolution, incl. Stainless Steel screws and dowels.	RODX600                      275 x 112 x 355	359985

IMAGE	TYPE / MODEL	DIMENSIONS (L X D X H)	PRODUCT CODE
-------	--------------	------------------------	--------------

NEW

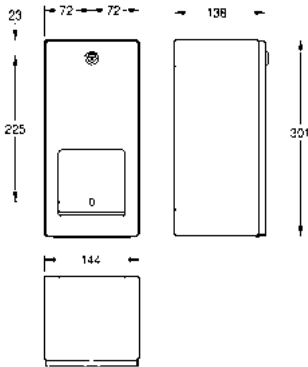


### 4 Toilet Roll Holder Dispenser RODX674

**\*Non-stock item with 8 week lead time\***  
Toilet roll holder for 4 rolls for wall mounting, manufactured from 0.8 mm Stainless Steel, surface satin finished, with spindle system, cylinder lock with Franke standard key, includes Stainless Steel screws and dowels.

-Maximum depth/diameter of consumable: 110 mm  
-Maximum width of consumable: 110 mm

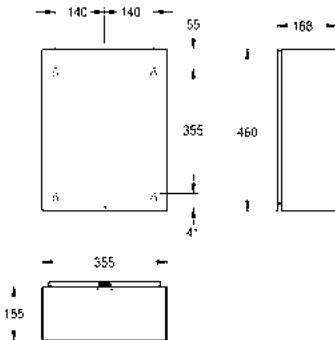
RODX674	144 x 145 x 610	359990
---------	-----------------	--------



### Double Toilet Roll Holder with Spindle System RODX672

Double toilet roll holder with spindle system for wall mounting, Stainless Steel, surface satin finished, folded front cover, cylinder lock with Franke standard key. For 2 rolls with max. Ø 120 mm, second roll will be released after consumption of first roll, with spindles, reserve roll not visible. Includes Stainless Steel screws and dowels.

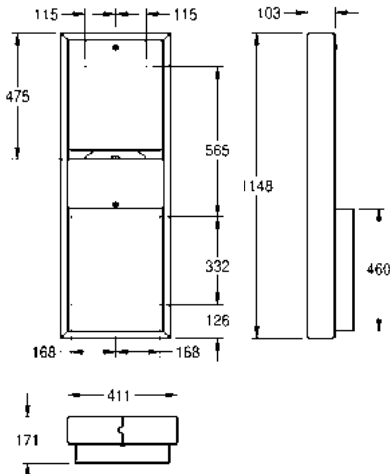
RODX672	144 x 138 x 301	359987
---------	-----------------	--------



### Waste Bin For Wall Mounting RODX605

Waste Bin for wall mounting, 0.8 mm Stainless Steel, surface satin finished. Cylinder lock with Franke standard key, rounded edges, approx. 23 litre capacity, mounting either with mounting bracket or directly onto the wall, includes Stainless Steel screws and dowels.

RODX605	355 x 168 x 460	359983
---------	-----------------	--------



### Paper Towel Dispenser and Waste Bin Combination RODX602

**\*Non-stock item with 8 week lead time\***  
Combination paper towel dispenser and waste bin for wall mounting, 0.8 mm Stainless Steel, surface satin finished. Folded front cover. Cylinder lock with Franke standard key, loading capacity 500 - 800 paper towels depending on brand and folding, waste bin with approx. 23 litre capacity, includes Stainless Steel screws and dowels.

RODX602	411 x 171 x 1148	359979
---------	------------------	--------



IMAGE	TYPE / MODEL	DIMENSIONS (L X D X H)	PRODUCT CODE
	 <b>Recessed Soap Dispenser RODX619E</b> <b>*Non-stock item with 8 week lead time*</b> Soap dispenser for recessed mounting, 0.8 mm Stainless Steel, surface satin finished, folded front cover. Cylinder lock with Franke standard key, suitable for liquid soaps and lotions, 1 litre soap tank, push button on front, includes Stainless Steel screws and dowels.	241 x 86 x 243	359982
	 <b>Recessed Paper Towel Dispenser RODX600E</b> <b>*Non-stock item with 8 week lead time*</b> Paper towel dispenser for recessed mounting, 0.8 mm Stainless Steel, surface satin finished, folded front cover, cylinder lock with Franke standard key, loading capacity 500 - 800 paper towels depending on convolution, includes Stainless Steel screws and dowels.	324 x 112 x 513	359986
	 <b>Recessed Double Toilet Roll Holder with Spindle System RODX672E</b> <b>*Non-stock item with 8 week lead time*</b> Double toilet roll holder with spindle system for recessed mounting, 0.8 mm Stainless Steel, surface satin finished. Folded front cover. Cylinder lock with Franke standard key. For 2 rolls with max. Ø 120 mm, second roll will be released after consumption of first roll, reserve roll not visible, includes Stainless Steel screws and dowels.	184 x 138 x 341	359988
	 <b>Recessed Waste Bin RODX605E</b> <b>*Non-stock item with 8 week lead time*</b> Waste bin for recessed mounting, 0.8 mm Stainless Steel, surface satin finished. Rounded edges. Cylinder lock with Franke standard key, approx. 23 liter capacity, mounting with in-wall frame, includes Stainless Steel screws and dowels.	408 x 169 x 690	359984
	 <b>Recessed Paper Towel Dispenser and Waste Bin Combination RODX602E</b> <b>*Non-stock item with 8 week lead time*</b> Paper towel dispenser and waste bin combination for recessed mounting, 0.8 mm Stainless Steel, surface satin finished. Folded front cover. Cylinder lock with Franke standard key, loading capacity 500 - 800 pcs. of paper depending on convolution, waste bin with approx. 23 liter capacity, includes Stainless Steel screws and dowels.	408 x 169 x 1145	359980

## Chronos - Suitable for use in all areas

The Franke Chronos model Range is designed to equip washroom and sanitary facilities in a functional, versatile and aesthetically pleasing way. Wall mounted Stainless Steel Washroom Accessories including soap dispensers, waste bins, paper towel dispensers, toilet roll holders and coat hooks, suitable for use in all areas.

### Features

- Classic Design
- Manufactured from Grade 18/10 Stainless Steel, Brushed finish
- Front Sections made with pressed fittings
- Precision Locking
- Surface-mounted models
- Controlled paper outlet
- Automatic loading of toilet rolls
- Self-closing flap lid

CHRONOS




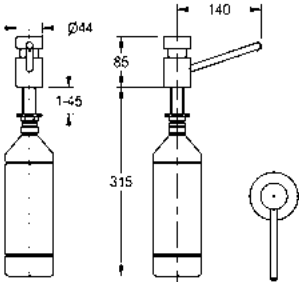

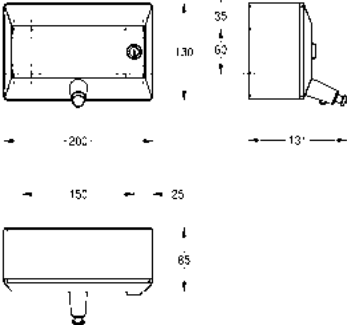

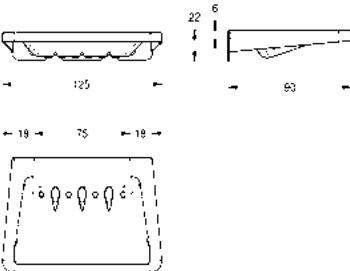

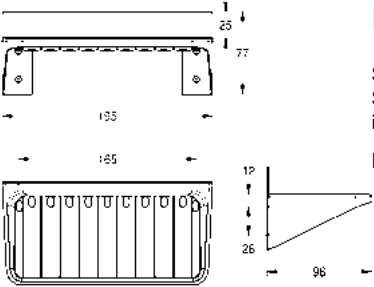

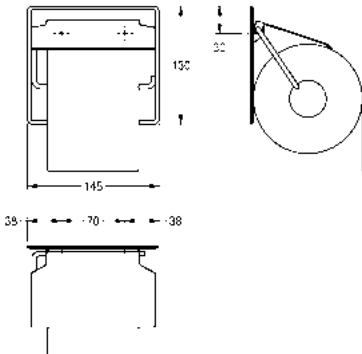
IMAGE	TYPE / MODEL	DIMENSIONS (L X D X H)	PRODUCT CODE
 	<b>Soap Dispenser SD80</b>  Soap Dispenser, for basin or counter top installations, manufactured from chromium plated brass. Incorporates a replaceable 1 litre polyethylene container for use with liquid soap. Can be filled from above if required. Installation hole diameter required is 22mm.	<b>SD80</b>  ø 44 x 85 x 144	359802
 	<b>Soap Dispenser BS618</b>  Liquid soap dispenser for wall mounting, manufactured from 18/10 Stainless Steel, satin finish. With a deep drawn lid, welded body and cylinder lock with standard Franke key. The dispenser incorporates a 1 litre polyethylene container which is suitable for liquid and antiseptic soaps and lotions. Screws and dowels are included.  Optional Extra: Wall Trim Band for recessed option	<b>BS618</b>  200 x 130 x 85	359800
 	<b>Single Soap Dish BS646/7</b>  Shelf or Soap Tray for wall mounting, manufactured from 18/10 Stainless Steel, satin finish, with a deep drawn ribbed tray. Includes screws and wall plugs.	<b>BS646</b> 125 x 90 x 22 - with drain holes <b>BS647</b> 125 x 90 x 22 - without drain holes	359863 359864
 	<b>Double Soap Dish BS648</b>  Shelf or Double Soap Tray for wall mounting, manufactured from 18/10 Stainless Steel, satin finish, with a deep drawn ribbed tray. Screws and wall plugs are included.	<b>BS648</b> 195 x 96 x 77 - with drain holes	359865
 	<b>Single Toilet Roll Holder BS677</b>  Toilet paper roll holder with lid for wall mounting, manufactured from 0.9mm 18/10 Stainless Steel, satin finish. The dispenser takes one roll with a maximum 130mm ø. Includes screws and wall plugs.  Paper size 130mm ø maximum	<b>BS677</b> 145 x 25 x 130	359816


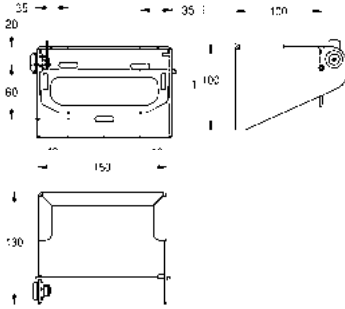

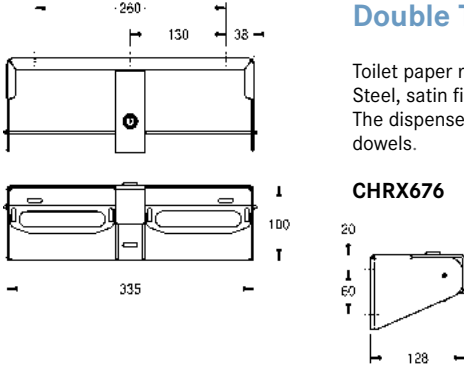

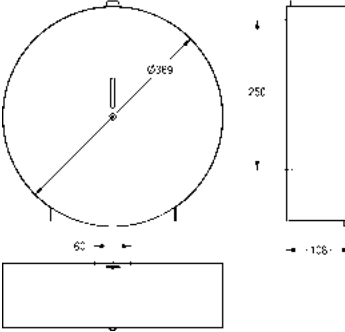

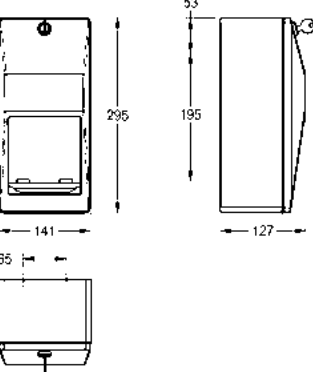

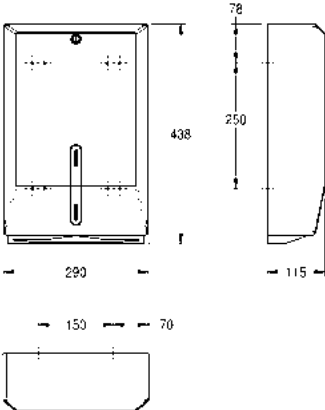

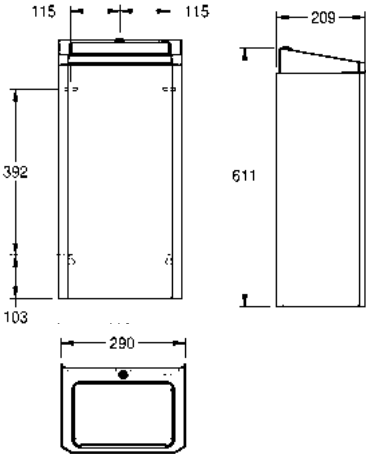

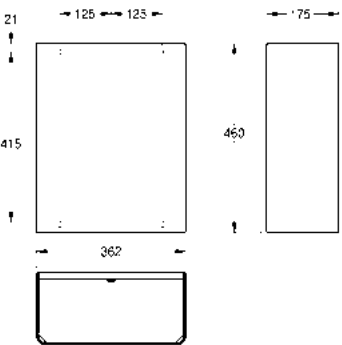

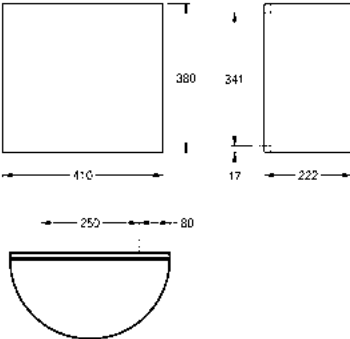

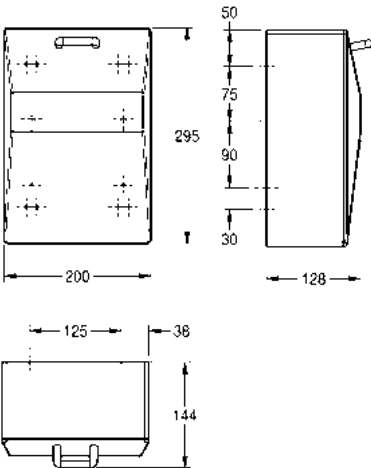
IMAGE	TYPE / MODEL	DIMENSIONS (L X D X H)	PRODUCT CODE
 	<b>Single Toilet Roll Holder CHR675</b> Toilet paper roll holder for wall mounting, manufactured from 18/10 3mm Stainless Steel with a Stainless Steel thief resistant controlled delivery spindle. Franke standard lock and key, surface satin finish. The dispenser takes one roll with a standard size 120mm Ø. Includes screws and dowels. Paper size 130mm Ø maximum <b>CHR675</b>	150 x 130 x 100	359814
 	<b>Double Toilet Roll Holder CHR676</b> Toilet paper roll holder for wall mounting, manufactured from 18/10 3mm Stainless Steel, satin finish, with a controlled delivery spindle. Franke standard lock and key. The dispenser takes two rolls with a maximum 120mm Ø each. Includes screws and dowels. <b>CHR676</b>	335 x 128 x 100	359815
 	<b>Jumbo Toilet Roll Holder CHR670</b> Toilet roll holder for wall mounting, manufactured from Stainless Steel 18/10 0.9mm, surface work finish, for 1 large roll with maximum 350mm Ø. Allan key lock. Screws and dowels are included. <b>CHR670</b>	369Ø x 108	359807
 	<b>Double Toilet Roll Holder CHR672</b> Toilet paper roll holder for wall mounting, manufactured from 18/10 0.8mm Stainless Steel, satin finish, with a single piece pressed lid, welded container and cylinder lock with a Franke standard key. The dispenser takes two rolls with maximum 108mm Ø with the reserve roll not being visible until it is required, when it drops automatically into the dispensing position. Screws and wall plugs are included. <b>CHR672</b>	141 x 127 x 295	359808
 	<b>Paper Towel Dispenser BS600P</b> Paper towel dispenser for wall mounting, manufactured from 18/10 Stainless Steel, satin finish. Welded container with a single piece deep drawn lid, Stainless Steel continuous piano hinge and cylinder lock with Franke standard key. The paper towel dispenser has capacity of 500 - 800 towels depending on the type and folding and is fitted with an anti-jamming device; recommended paper: two part Z-convolution. Includes screws and dowels. Suitable paper towel sizes (mm): Min 240 x 75; Max 270 x 95; Ideal 250 x 95 <b>BS600P</b>	290 x 115 x 438	359790



IMAGE	TYPE / MODEL	DIMENSIONS (L X D X H)	PRODUCT CODE
	<b>Waste Container with Lid BS603</b> Waste container for wall mounting, manufactured from 18/10 0.8mm Stainless Steel, satin finish, with a fully welded body, Stainless Steel lid with piano hinge. The container is for wall mounting and has a capacity of 30 litres. Screws and rawl plugs are included.		
	<b>BS603</b>	290 x 209 x 611	359820
	<b>Waste Container BS605</b> Waste container for wall mounting, manufactured from 18/10 0.9mm Stainless Steel, satin finish with seamed welded upper and lower edges. The container is for wall mounting and has a 26 litre capacity. Includes screws and dowels.		
	<b>BS605</b>	362 x 175 x 460	359822
	<b>Perforated Waste Container BS610</b> <b>*Non-stock item with 8 week lead time*</b> Waste container for wall mounting, manufactured from 18/10 1,25mm Stainless Steel, with a 180 degree radius front and perforated fascia pattern. The container has a capacity of 23 litres. Screws and wall plugs are included.		
	<b>BS610</b>	410 x 222 x 380	359825
	<b>Sanitary Towel Disposal Bin BS611V</b> Sanitary towel disposal bin for wall mounting, manufactured from 18/10 Stainless Steel, satin finish, with a deep drawn lid welded container and Stainless Steel continuous piano hinge. The disposal bin incorporates a plastic container with a 6 litre capacity and is for the disposal of sanitary towels and minor waste. Includes screws and wall plugs.		
	<b>BS611V</b>	200 x 128 x 295	359830

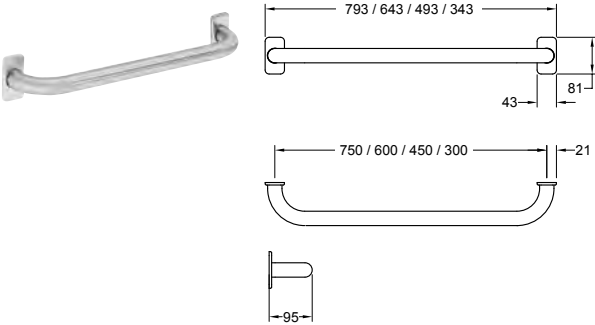
## Grab Rails

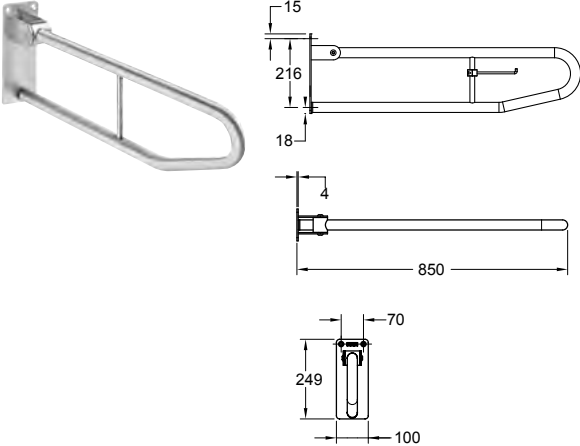
Convenient and well laid out bathrooms using grab rails are now common in washrooms for use in private homes as well as the public, clinical and care sectors. Franke grab rails have easy-to-grip satin surface finish together with a comfortable rail diameter of 32mm to help prevent slipping, and make bath time and the use of toilet facilities easier for everyone.

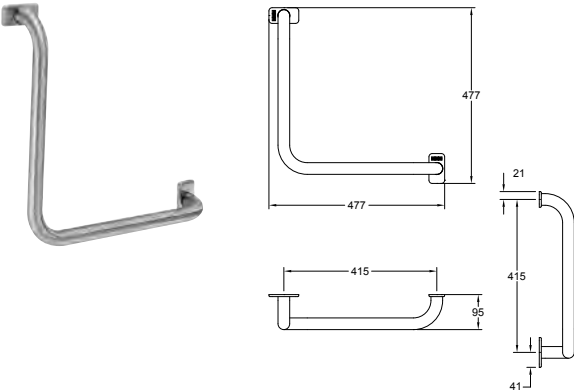


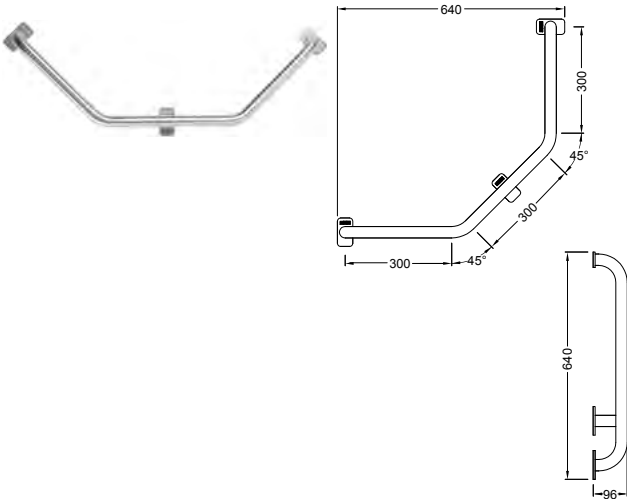
GRAB  
RAILS



IMAGE	TYPE / MODEL	DIMENSIONS (L X D X H)	PRODUCT CODE											
	<b>Straight</b>  Grab rail with manufactured from 18/10 Stainless Steel, satin finish to prevent slipping, with diameter 31,8mm. Certified product. Includes screws and dowels.  <table><tr><td><b>CNTX300</b></td><td>300 x 95</td><td>359869</td></tr><tr><td><b>CNTX450</b></td><td>450 x 95</td><td>359870</td></tr><tr><td><b>CNTX600</b></td><td>600 x 95</td><td>359872</td></tr><tr><td><b>CNTX750*</b></td><td>750 x 95*</td><td>359874</td></tr></table> * Recommended for Concealed Cistern	<b>CNTX300</b>	300 x 95	359869	<b>CNTX450</b>	450 x 95	359870	<b>CNTX600</b>	600 x 95	359872	<b>CNTX750*</b>	750 x 95*	359874	
<b>CNTX300</b>	300 x 95	359869												
<b>CNTX450</b>	450 x 95	359870												
<b>CNTX600</b>	600 x 95	359872												
<b>CNTX750*</b>	750 x 95*	359874												

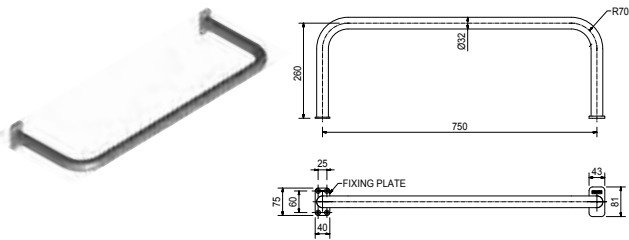
	<b>Fold Down Paraplegic CNTX70B</b>  Grab rail with manufactured from 18/10 Stainless Steel, satin finish to prevent slipping, with diameter 31,8mm. Certified product. Includes screws and dowels.  <table><tr><td><b>CNTX70B</b></td><td>850 x 100 x 249mm</td><td>359698</td></tr></table>	<b>CNTX70B</b>	850 x 100 x 249mm	359698	<b>NEW</b>
<b>CNTX70B</b>	850 x 100 x 249mm	359698			

	<b>Angle Bar 90 Degree CNTX21</b>  Grab rail with FFG-surface (Franke Fine Grip) against slipping with an ergonomical, comfortable diameter of about 32 mm. Mounting plates are applied for easy mounting. Covers in 18/10 Stainless Steel. Certified Product. Includes screws and dowels are included. Horizontal - vertical.  <table><tr><td><b>CNTX21</b></td><td>415 x 95 x 415</td><td>359880</td></tr></table>	<b>CNTX21</b>	415 x 95 x 415	359880	<b>GRAB RAILS</b>
<b>CNTX21</b>	415 x 95 x 415	359880			

	<b>Paraplegic CNTXPAR</b>  Grab rail with manufactured from 18/10 Stainless Steel, satin finish to prevent slipping, with diameter 31,8mm. Certified product. Includes screws and dowels.  <table><tr><td><b>CNTXPAR</b></td><td>300 x 96 x 300</td><td>359885</td></tr></table>	<b>CNTXPAR</b>	300 x 96 x 300	359885	
<b>CNTXPAR</b>	300 x 96 x 300	359885			

# Grab Rails

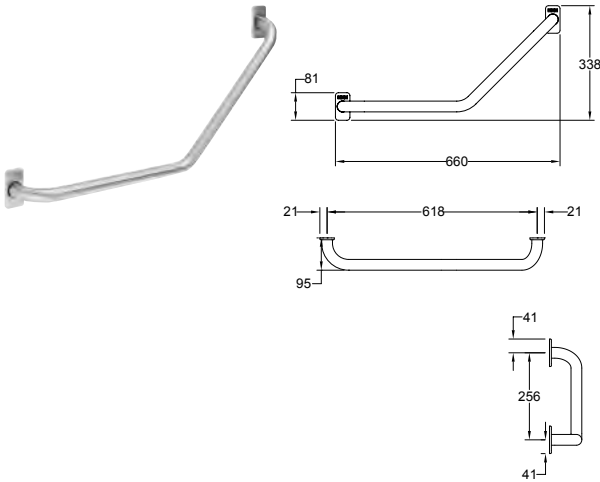
IMAGE	TYPE / MODEL	DIMENSIONS (L X D X H)	PRODUCT CODE
-------	--------------	------------------------	--------------



## Cistern & Flush Valve Back Rail CNTXBR

Grab rail with manufactured from 18/10 Stainless Steel, satin finish to prevent slipping, with diameter 32mm. Certified product. Includes screws and dowels.

CNTXBR	750 x 260	359912
--------	-----------	--------



## Angle Bar CNTX700A

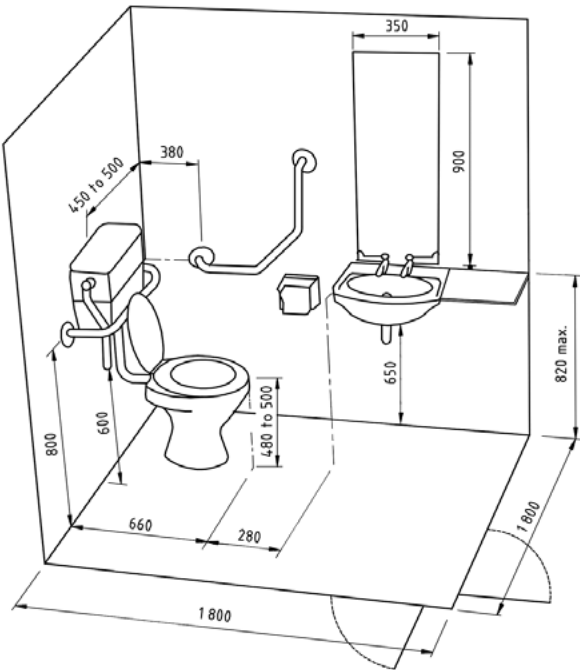
Grab rail with manufactured from 18/10 Stainless Steel, satin finish to prevent slipping, with diameter 31,8mm. Certified product. Includes screws and dowels.

CNTX700A	618 x 95 x 256	359877
----------	----------------	--------

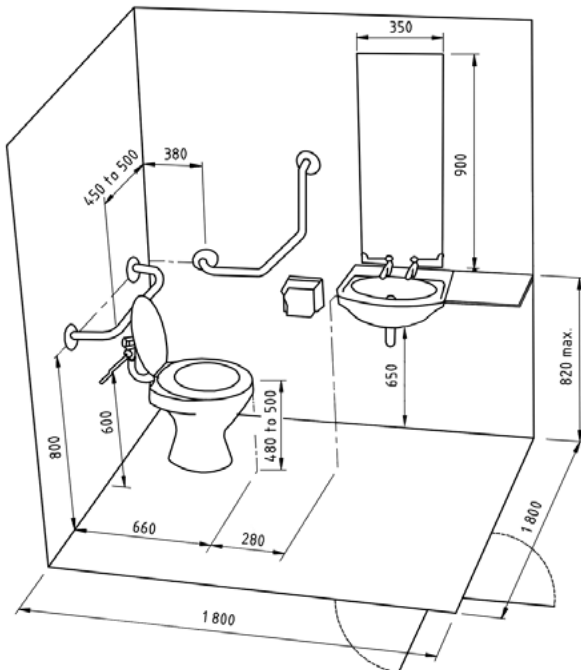
## Grab Rails - Mounting Recommendations

GRAB  
RAILS

The installation of Franke Grab Rails is not limited to the examples below. These are merely guidelines on the uses of these products. Each application can be adjusted according to the requirements of the individual, dependant on the disability.



Layout for a **cistern type toilet facility**  
Dimensions are all in millimeters



Layout for a **flush valve type toilet facility**  
Dimensions are all in millimeters



Technical drawing of a toilet with dimensions in mm:

- Overall height:  $\geq 150$
- Height from floor to seat: 75
- Height from floor to backrest:  $\geq 40$
- Angle of backrest:  $65 \dots 70$
- Height from floor to top of backrest:  $\leq 20$
- Distance from wall to front of seat:  $\geq 15$
- Distance from wall to back of seat:  $\geq 65$
- Distance from wall to side of seat: 15


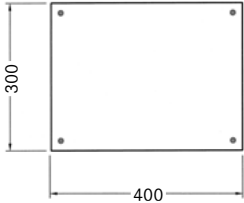

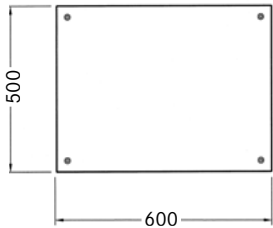

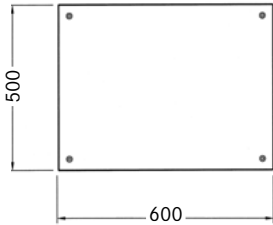

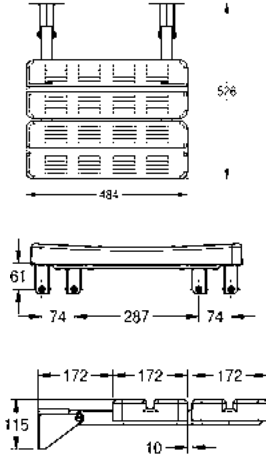
Technical drawing of a shower stall showing dimensions:

- Height:  $\geq 70$  (from floor to shower head),  $80-85$  (from floor to shower seat).
- Width:  $\geq 110$  (from wall to shower seat).
- Depth:  $46-48$  (from shower seat to back wall),  $100$  (total depth).
- Shower head and controls are shown on the wall.
- Shower seat is labeled "(Shower Seat)".
- Clearance from wall to shower seat:  $25$ .
- Clearance from shower seat to back wall:  $\geq 45$ .

80...85

A side-view diagram of a person sitting on a chair. The person is represented by a grey silhouette. The chair has a backrest and armrests. Dimensions are indicated with arrows and numbers: the total height from the floor to the top of the backrest is  $\geq 65$ ; the height from the floor to the seat is 85; the depth of the seat is 55; and the height of the backrest from the seat is 46 - 48.


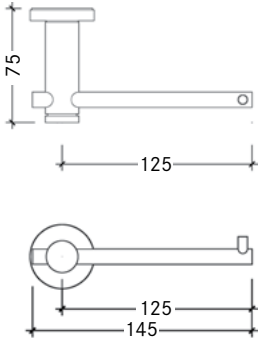

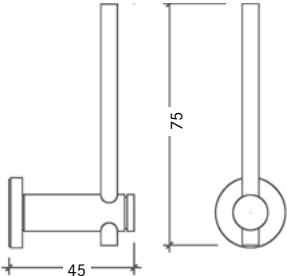

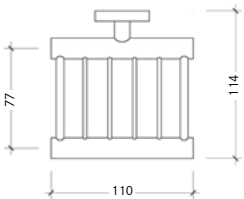

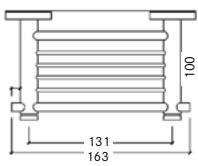

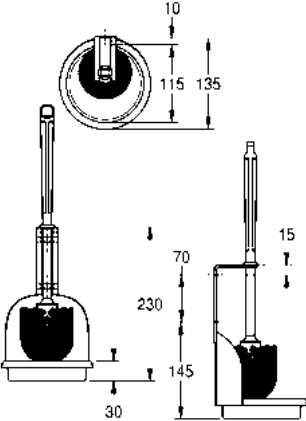
## Mirrors & Fold Down Seat

IMAGE	TYPE / MODEL	DIMENSIONS (L X D X H)	PRODUCT CODE
 	<b>Stainless Steel Mirror CHR401</b>  <b>*Non-stock item with 8 week lead time*</b> Stainless Steel mirror manufactured 18/10 1mm thickness Stainless Steel, high polished 4 drillings.	400 x 1 x 300	359900
 	<b>Stainless Steel Mirrors CHR601</b>  <b>*Non-stock item with 8 week lead time*</b> Stainless Steel mirror manufactured 18/10 1mm thickness Stainless Steel, high polished 4 drillings.	600 x 1 x 500	359902
 	<b>Stainless Steel Mirrors M600HD</b>  <b>*Non-stock item with 8 week lead time*</b> Heavy duty Stainless Steel mirror. Manufactured from 18/10 8mm thickness Stainless Steel with a reflective polished surface and concealed thief resistant fixings. Screws and wall plugs are included.	600 x 8 x 500	359922
 	<b>Fold Down Seat CNTX400A</b>  Fold Down seat manufactured from grade 304 Stainless Steel. White battens made from polyethylene; round corners.	484 x 526	357550




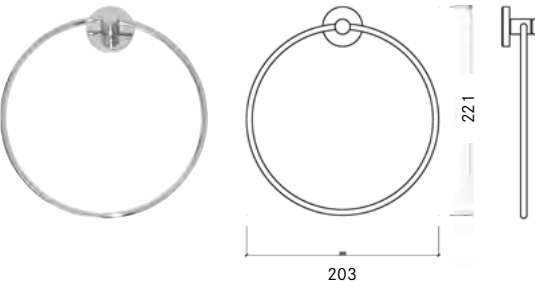
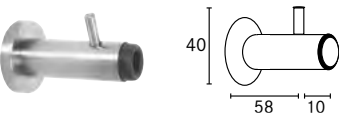
MIRRORS & FOLD  
DOWN SEAT

## Accessories Spare Parts

TYPE / MODEL	PRODUCT CODE
Soap Dispenser Nozzle BS618/619	359803
Universal Lock	359806
Camlock CHR676	359918
Camlock Stainless Steel	359811
Soap Bowl - Plastic BS618/619	359964
Soap Bowl Lid BS618/619	359965

IMAGE	TYPE / MODEL	DIMENSIONS (L X D X H)	PRODUCT CODE
 	<b>Toilet Roll Holder BHM13P</b> Toilet roll holder, manufactured from Polished Stainless Steel. <b>BHM13P</b>	145 x 75	359941
 	<b>Spare Toilet Roll Holder BHM14P</b> Spare toilet roll holder, manufactured from Polished Stainless Steel. <b>BHM14P</b>	75 x 45	359942
 	<b>Single Arm Soap Rack BHM5P</b> Single arm soap rack, manufactured from Polished Stainless Steel. <b>BHM5P</b>	110 x 114	359943
 	<b>Double Arm Soap Rack BHM6P</b> Double arm soap rack, manufactured from Polished Stainless Steel. <b>BHM6P</b>	163 x 100	359944
 	<b>Toilet Brush Holder BS686</b> Toilet brush holder for floor standing or wall mounting, manufactured from 0.9mm Stainless Steel, polished finish. Includes a nylon brush. Screws and wall plugs are included. <b>BS686</b>	235 x 135 Ø	359850

Bathroom Accessories

IMAGE	TYPE / MODEL	DIMENSIONS (L X D X H)	PRODUCT CODE
 <p>Technical drawing of the Single Towel Rail BHM9P showing a side view and a top view. The side view shows a horizontal rail with two mounting brackets. The top view shows the rail's profile with dimensions: 600mm length, 55mm height, and 64mm width.</p>	<p><b>Single Towel Rail BHM9P</b></p> <p>Single towel rail, manufactured from Polished Stainless Steel.</p> <p><b>BHM9P</b></p>	<p>600 x 55</p>	<p>359933</p>
 <p>Technical drawing of the Single Towel Rail BHM10P showing a side view and a top view. The side view shows a horizontal rail with two mounting brackets. The top view shows the rail's profile with dimensions: 900mm length, 55mm height, and 64mm width.</p>	<p><b>Single Towel Rail BHM10P</b></p> <p>Single towel rail, manufactured from Polished Stainless Steel.</p> <p><b>BHM10P</b></p>	<p>900 x 55</p>	<p>359934</p>
 <p>Technical drawing of the Double Towel Rail BHM12P showing a side view and a top view. The side view shows a horizontal rail with two mounting brackets. The top view shows the rail's profile with dimensions: 900mm length, 125mm height, and 64mm width.</p>	<p><b>Double Towel Rail BHM12P</b></p> <p>Double towel rail, manufactured from Polished Stainless Steel.</p> <p><b>BHM12P</b></p>	<p>900 x 125</p>	<p>359936</p>
 <p>Technical drawing of the Towel Ring BHM18P showing a side view, a top view, and a side view of the mounting bracket. The side view shows a circular ring with a mounting bracket. The top view shows the ring's profile with dimensions: 203mm diameter, 221mm height, and 203mm width.</p>	<p><b>Towel Ring BHM18P</b></p> <p>Towel ring, manufactured from Polished Stainless Steel.</p> <p><b>BHM18P</b></p>	<p>ø 203</p>	<p>359937</p>
 <p>Technical drawing of the Robe Hook with Rubber Stop BHM8P showing a side view and a top view. The side view shows a horizontal hook with a mounting bracket. The top view shows the hook's profile with dimensions: 58mm length, 10mm width, and 40mm height.</p>	<p><b>Robe Hook with Rubber Stop BHM8P</b></p> <p>Robe hook, manufacture from Polished Stainless Steel.</p> <p><b>BHM8P</b></p>	<p>68 x 40</p>	<p>359945</p>



## Self Closing Taps

Complementing the Franke range of accessories is a range of basin taps and mixers, designed to improve hygiene and decrease water consumption in public ablutions. The range of electronic sensor taps and self closing taps are available in a choice of designs with or without a user operated temperature mixer. When operated, the water flows for a set period, which is adjustable by the installer and then closes automatically. With good aesthetic design and very reliable technology the products meet the high demands placed on modern sanitary fittings. The taps are suitable for a wide range of applications in public, commercial washroom and sanitary installations.



## Self Closing Taps

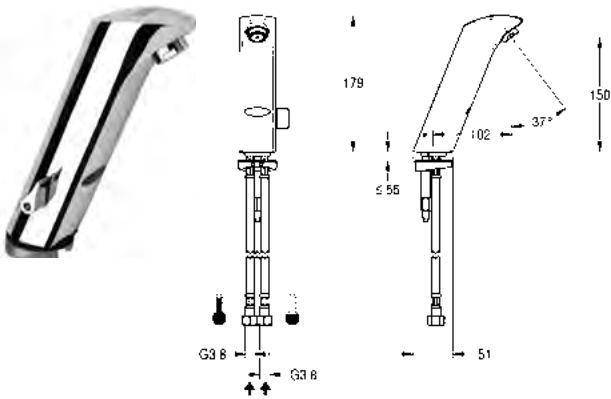

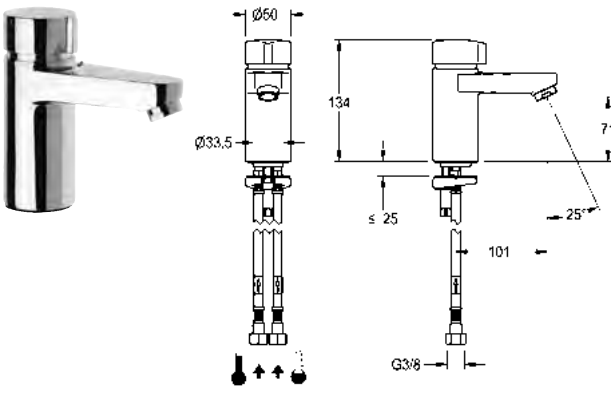
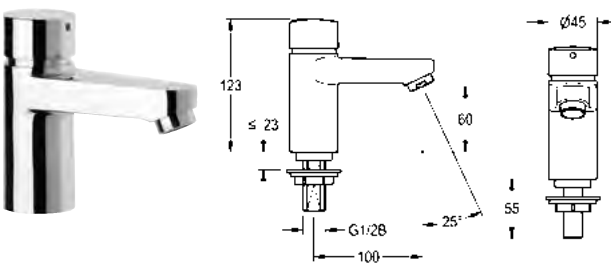
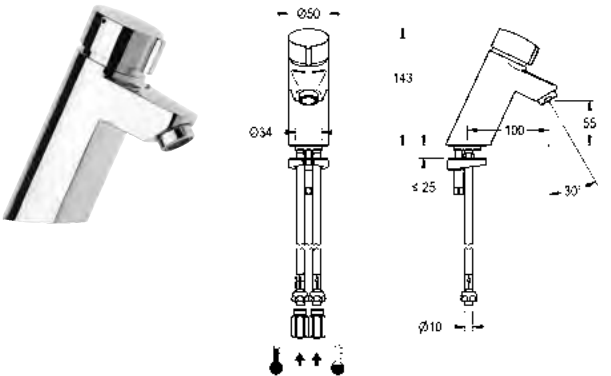
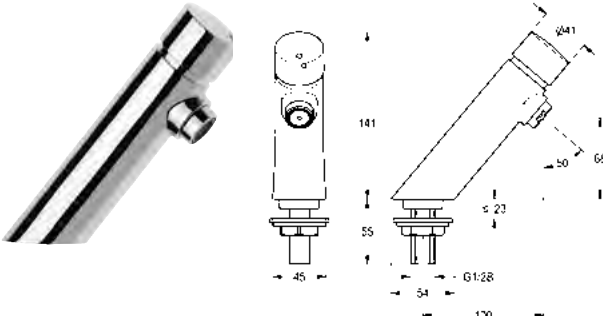
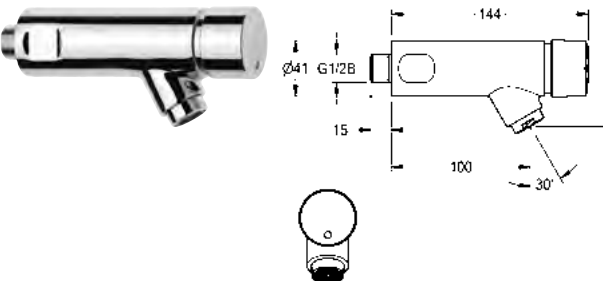
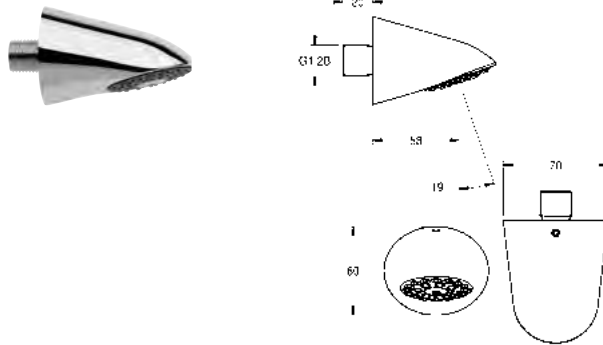
IMAGE	TYPE / MODEL	DIMENSIONS (L X D X H)	PRODUCT CODE
	<b>Protronic-S AQUA130</b> <b>Hands Free Hot and Cold Metering Tap</b>	<p>Protronic-S mains-independent, opto-electronically-controlled washbasin mixer DN15 with theft-proof aerator with integrated flow rate regulator. Wash basin mixer with battery operation.</p> <p><b>Technical specifications</b></p> <p>Minimum flow pressure: 1.0 bar            Calculation flow rate: DW 0,07 l/s, DWW 0,07 l/s            Volumetric flow: 0,1 l/s at a flow pressure of 3 bar            Type of protection: IP 65</p> <p>Self-closing single mixer</p>	 359746
	<b>Aquamix-C AQUA202</b> <b>Self-Closing Hot and Cold Pillar Metering Tap</b>	<p>For wash systems, as a basin mixer with aerator with integrated flow controller. For connecting to the hot and cold water supply. Self-closing mixing cartridge, piston-free design, with automatic and backlash-free closure. Adjustable flow duration. With finely adjustable and twist-proof temperature stop. Full metal construction, polished chromium-plated brass. Optionally with connecting hoses or connecting pipes, connecting pieces with integrated non-return valves and dirt strainers.</p> <p><b>Technical specifications</b></p> <p>Minimum flow pressure: 1.0 bar            Calculation flow rate: DW 0.07 l/s; DWW 0.07 l/s            Volumetric flow: 0.10 l/s at a flow pressure of 3 bar            Flow time: 1–15 adjustable</p> <p>Self-closing single mixer</p>	359748
	<b>Aqualine-C AQUA203</b> <b>Self-Closing Pillar Tap</b>	<p>Noise group I, for wash systems, with aerator and integrated flow controller. Optionally for connecting to cold water or premixed warm water. Self-closing functional cartridge, piston-free design, with automatic and backlash-free closure. Adjustable flow duration. Full metal construction, with twist-proof operating element, polished chromium-plated brass.</p> <p><b>Technical specifications</b></p> <p>Minimum flow pressure: 1.0 bar            Calculation flow rate: 0.10 l/s            Volumetric flow: 0.10 l/s at a flow pressure of 3 bar            Flow time: 1–15 adjustable            Sound insulation: Noise group I</p> <p>Self-closing pillar tap</p>	359745
	<b>Aquamix-S AQUA200</b> <b>Self-Closing Hot and Cold Mixer</b>	<p>For wash systems, as a basin mixer with aerator with integrated flow controller. For connecting to the hot and cold water supply. Self-closing mixing cartridge, piston-free design, with automatic and backlash-free closure. Adjustable flow duration. With finely adjustable and twist-proof temperature stop. Full metal construction, polished chromium-plated brass. Optionally with connecting hoses or connecting pipes, connecting pieces with integrated non-return valves and dirt strainers.</p> <p><b>Technical specifications</b></p> <p>Minimum flow pressure: 1.0 bar            Calculation flow rate: DW 0.07 l/s; DWW 0.07 l/s            Volumetric flow: 0.10 l/s at a flow pressure of 3 bar            Flow time: 1–15 adjustable</p> <p>Self-closing single mixer</p>	359749

IMAGE	TYPE / MODEL	DIMENSIONS (L X D X H)	PRODUCT CODE
	<b>Aqualine-S AQUA201</b> Self-Closing Pillar Tap	Noise group I, for wash systems, with aerator and flow straightener. Optionally for connecting to cold water or pre-mixed warm water. Self-closing functional cartridge, piston-free design, with automatic and backlash-free closure. Adjustable flow duration. Full metal construction, polished chromium-plated brass.	
	<b>Technical specifications</b>		
	Minimum flow pressure:	1.0 bar	
	Calculation flow rate:	0.10 l/s	
	Volumetric flow:	0.10 l/s at a flow pressure of 3 bar	
	Flow time:	1–15 adjustable	
	Sound insulation:	Noise group I	
	Self-closing pillar tap		
	<b>AQUA201</b>	15mm hoses	359744
	<b>Aqualine-S AQUA205</b> Self-Closing Bib Tap	Noise group I, for wash systems, with angled outlet and aerator with flow straightener. Optionally for connecting to cold water or pre-mixed warm water. Self-closing functional cartridge, piston-free design, with automatic and backlash-free closure. Adjustable flow duration. Full metal construction, polished chromium-plated brass.	
	<b>Technical specifications</b>		
	Minimum flow pressure:	1.0 bar	
	Calculation flow rate:	0.10 l/s	
	Volumetric flow:	0.10 l/s at a flow pressure of 3 bar	
	Flow time:	1–9615 s adjustable	
	Sound insulation:	Noise group I	
	Self-closing bib tap		
	<b>AQUA205</b>	15mm hoses	359743
	<b>Aquajet-Slimline AQUA750</b> Shower Head	AQUAJET-Slimline shower head DN 15 with plastic jet face with calcification system and pluggable connection spigot. Shower head housing with anti-twist feature. Polished chromium-plated brass. Integrated flow and volume control.	
		6 litre per minute flow rate	
	<b>AQUA750</b>		359747

## FRANKE KITCHEN SYSTEMS (PTY) LTD

### CALL CENTRE

Tel 0861 372 653

Fax 0866 592 073

[callcenter.fsa@franke.com](mailto:callcenter.fsa@franke.com)

[www.franke.co.za](http://www.franke.co.za)

### DURBAN

1194 South Coast Road,

Mobeni, Durban, 4092.

South Africa

Tel +27 31 450 6300

Fax +27 31 450 6304

### GAUTENG

77 Roan Crescent,

Sage Corporate Park North,

Old Johannesburg Road,

Midrand, 1682

South Africa

### CAPE TOWN

Unit 29, Gold Street,

Northgate Business Park, Northgate Estate,

Cape Town, 7405

South Africa

### DISCLAIMER

The information and dates supplied in this brochure are based on the information believed to be reliable, however are not binding and inaccuracies may occur.

Franke reserves the right to change Specification and design at any time without notice.

© 2013 by Franke Kitchen Systems (Pty) Ltd. All rights reserved under the Copyright Act of 1987 with the amendments. Reproduction of any of the content, full or partial, is allowed only with prior written approval of Franke Kitchen Systems (Pty) Ltd. No reasonable requests will be refused provided the conditions as laid out are met.



WASHROOM  
SYSTEMS